

PolarChoice PC-12/XLR
PolarChoice PC-18/XLR
 Miniature Multi-Pattern
 Podium Microphone



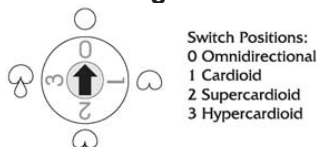
Key Features:

- Dual capsule design with four (4) polar patterns: Omnidirectional, Cardioid, Supercardioid, and Hypercardioid.
- RF Shield provides superior RFI/GSM shielding.
- Switchable high-pass filter.
- Consistent on-axis response.
- Available in 12- or 18-inch versions.
- Non-reflecting black finish.
- 3-pin male XLR-type output connector.
- Phantom powered back-Electret condenser.
- Packaged with a 2-piece shock mount.

General Description:

The PolarChoice PC-12/XLR and PolarChoice PC-18/XLR are highly-shielded from RFI/GSM, multi-pattern, miniature gooseneck podium microphones designed for sound reinforcement systems where sound quality and gain-before-feedback is of major importance. The multi-pattern versatility of the PolarChoice microphone makes it a true “problem solver”. With three (3) directional and one (1) non-directional polar pattern available, the PolarChoice microphone is ideal for virtually any installation. Polar patterns can be easily changed, using a small flat bladed screwdriver with the front mounted rotary control. The control switch has the following settings:

Switch Setting Polar Pattern



Altering the polar pattern does not change the on-axis sonic character of the microphone; therefore changes in equalizer settings are unnecessary. The PolarChoice PC-12/XLR and PolarChoice PC-18/XLR are acoustically designed for high-quality sound reinforcement and broadcast applications. The frequency response is tailored for wide-range sound reproduction with very natural sound pick-up for either distant or close-up use.

The small, dual diameter gooseneck has two (2) supple joints and a rigid center tube. The rigid tube prevents unsightly twisting of the gooseneck but permits the user to exactly position the microphone. The electronics housing's 3/4-inch diameter base is terminated with a male XLR-type 3-pin connector that allows the microphone to be plugged directly into an existing panel-mount XLR receptacle. The housing is machined brass for ruggedness and superior EMI/RFI attenuation. The PolarChoice PC-12/XLR and PolarChoice PC-18/XLR are designed to be phantom-powered with a wide voltage range of 12-52V dc (DIN Standard 45 596).



Technical Specifications:

Generation Element:	Dual condenser, back-Electret
Frequency Response:	50Hz to 20,000Hz (see chart)
Polar Patterns: (see chart)	Omnidirectional Cardioid Supercardioid Hypercardioid
Sensitivity:	Open Circuit Voltage, 1kHz: 5.6mV/Pascal
Clipping Level (1% THD):	>127dB SPL
Equivalent Noise:	<26dB SPL “A” weighted (0 dB=20 micropascals)
Dynamic Range:	>101dB
Output Impedance, 1kHz	200 Ohms
Power Requirements:	Phantom, 12–52VDC
Current Consumption:	<5mA with P48 supply
Polarity:	Pin 2 positive, referenced to pin 3, with positive pressure on the diaphragm
Dimensions:	Gooseneck Length: PC-12/XLR: 316.4mm (12.5in.) PC-18/XLR: 460.4mm (18.1in.) Head Diameter: 14.6mm (0.58in.) Gooseneck Diameter: 6.4/7.9mm (0.25/0.312in.) Connector Diameter: 19mm (0.75in.)
Accessories Furnished:	Windscreen 2-piece shock mount
Optional Accessories:	FMK flange-mount kit WS-PC1 large windscreen CPSM shock-mount kit
Color:	Nonreflecting black
Environmental Conditions:	Relative Humidity 0-50%: -29°C to 74°C (-20°F to 165°F) Relative Humidity 0 to 95%: -29°C to 57°C (-20°F to 135°F)
Net Weight:	PolarChoice PC-12/XLR: 170 grams (6.0oz) PolarChoice PC-18/XLR: 178 grams (6.3oz)



EV Multi-Port Windscreen:

All PolarChoice microphones come with the exclusive EV Multi-Port Windscreen. This unique one piece ported design offers greatly improved resistance to "P"-popping noise by creating a 2-stage filter that has an air space between the stages. This makes the multi-port windscreen as effective as much larger traditional designs.



Shock Mount Installation:

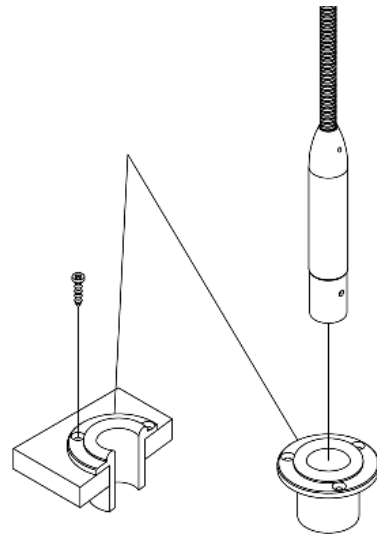
To mount the hard plastic flange into the desk, table, or lectern top, do the following:

1. Drill a 1-3/8 inch hole.
2. Drill three (3) holes to secure the flange.

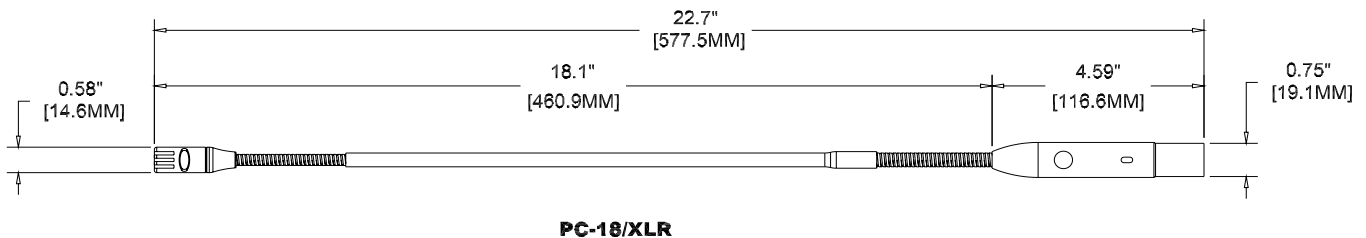
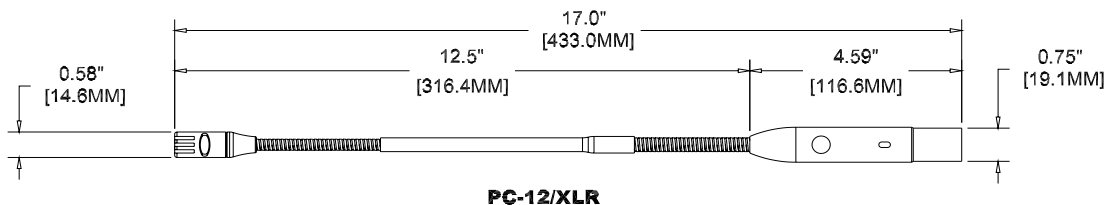
NOTE: The type of screws used to fasten the flange will depend on the desktop material.

To insert the flexible shock mount, do the following:

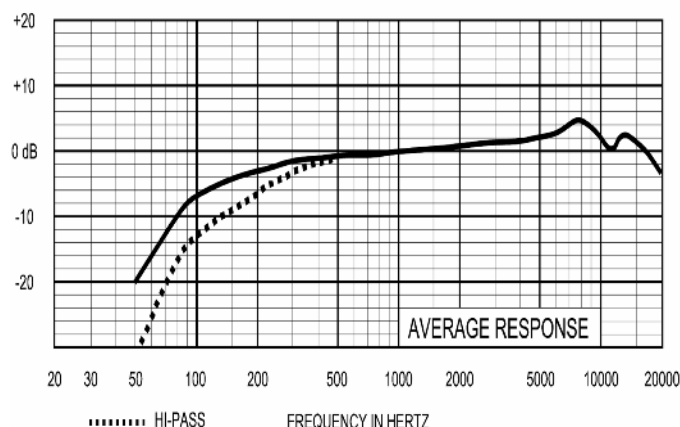
1. Gently push the flexible shock mount onto the electronics housing.
2. Position the flexible shock mount to cover the polar selection switch.
3. Insert the microphone and shock mount into the hard plastic flange using a twisting action to seat the shock mount.



Dimension Drawing:



Frequency Response:

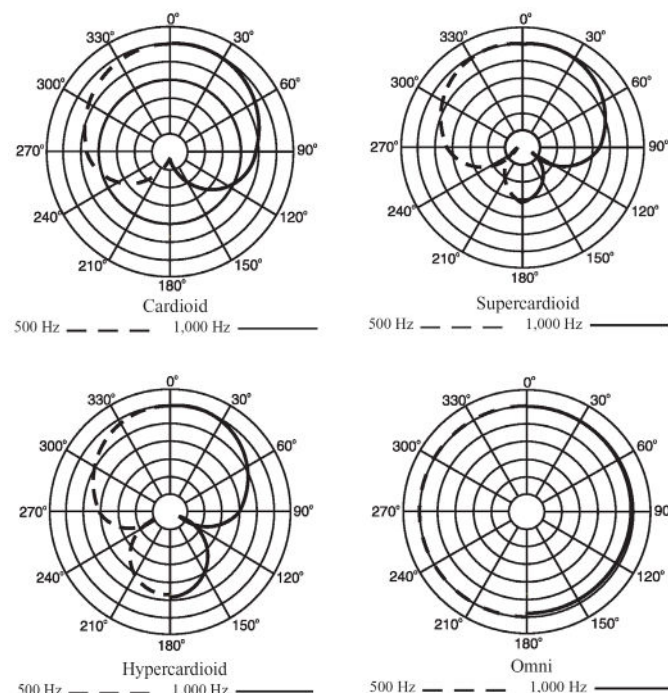


Architects' and Engineers' Specifications:

PolarChoice PC-12/XLR, PC-18/XLR

The microphone shall be a back-Electret condenser type with a frequency response of 50Hz to 20kHz. The microphone shall produce a high degree of output signal quality despite the possible near-field presence of RF (Radio Frequency) devices such as cell phones. The microphone shall have a nominal, balanced output impedance of 200 Ohms. The microphone shall have four (4) selectable polar patterns: omnidirectional, cardioid, supercardioid, and hypercardioid. The microphone shall have an output level of 5.6mV/Pascal, and outputs shall not be appreciably affected by the following temperature and humidity extremes: -29°C to 74°C (-20°F to 165°F) when the relative humidity is 0–50%; -29°C to 57°C (-20°F to 135°F) when the relative humidity is 0–95%. Dimensions shall be 433mm (17in.) long (PC-12/XLR), and 577.5mm (22.7in.) long, (PC-18/XLR) with a maximum head diameter of 14.6mm (0.58in). The PC-12/XLR microphone shall include a 316mm (12.5in.) gooseneck. The PC-18/XLR microphone shall include a 460mm (18.1in.) gooseneck. The PC-12/XLR and PC-18/XLR goosenecks will be terminated with a professional XLR-type 3-pin style connector. The microphone will have a switchable high pass filter to roll off low frequencies. The microphone shall be of metal construction. The microphone will include an external windscreen. The microphone shall have a nonreflecting black finish. The Electro-Voice PolarChoice PC-12/XLR or PC-18/XLR is specified.

Polar Response:



PolarChoice Part Numbers

PC-12/XLR • 12" Gooseneck Length

PC-18/XLR • 18" Gooseneck Length

Warranty:

Please refer to the Limited Warranty information found at:
www.electrovoice.com

Electro-Voice

12000 Portland Avenue South, Burnsville, MN 55337
Phone: 952/884-4051, Fax: 952/884-0043

www.electrovoice.com

© Bosch Communications Systems

Part Number F.01U.177.717 Rev 05

07/2011



U.S.A. and Canada only. For customer orders, contact Customer Service at:
800/392-3497 Fax: 800/955-6831

Europe, Africa, and Middle East only. For customer orders, contact Customer Service at:
+ 49 9421-706 0 Fax: + 49 9421-706 265

Other International locations. For customer orders, Contact Customer Service at:
+ 1 952 884-4051 Fax: + 1 952 887-9212

For warranty repair or service information, contact the Service Repair department at:
800/685-2606

For technical assistance, contact Technical Support at: **866/78AUDIO**

Specifications subject to change without notice.