

Surface Mount Box

User's Manual

Product Overall



The wall mount bracket is expertly designed to facilitate the convenient installation of the VTO on any wall.

Parameter

Parameter	Description
Basic	
Surface Treatment	powder spraying
Casing Material	Aluminum alloy
General	
Appearance Color	Black
Product Dimensions	190.0 mm × 120.0 mm × 38.5 mm (7.48" × 4.72" × 1.52") (H × W × D)
Operating Temperature	-30 °C to +60 °C (-22 °F to +140 °F)
Operating Environment	Outdoor
Net Weight	0.45 kg (0.98 lb)
Gross Weight	0.46 kg (1.01 lb)
Installation	Surface Mount
Applicable Model	Product VTA2502G;VTA2501G;VTA2511G

Legal and Regulatory Information

Disclaimer

Every care has been taken in the preparation of this document. Please contact us of any inaccuracies or omissions. We shall not be held responsible for any technical or typographical errors and reserves the right to make changes to the equipment and manuals without prior notice. We make no warranty of any kind with regard to the material contained within this document, including, but not limited to, the implied warranties of merchantability and fitness for a particular purpose. We shall not be liable or responsible for incidental or consequential damages in connection with the furnishing, performance or use of this material. This equipment is only to be used for its intended purpose.

Intellectual Property Rights


We retain all intellectual property rights relating to technology embodied in the equipment described in this document.

Equipment Modifications

This equipment must be installed and used in strict accordance with the instructions given in the user documentation. This equipment contains no user-serviceable components. Any modification related to the equipment may lead to the invalid of the regulatory certifications which have been obtained or may lead to the non-compliance with the application condition of the regulatory certifications.

Regulatory Information

European Directives Compliance

 This product complies with the applicable CE marking directives and standards:

- Low Voltage (LVD) Directive 2014/35/EU.
- Restrictions of Hazardous Substances (RoHS) Directive 2011/65/EU and its amending Directive (EU) 2015/863.

CE-Safety

This equipment, if applicable, complies with IEC/EN/UL 62368-1: Audio/video, information and communication technology equipment Part 1: Safety requirements and IEC/UL 60950-1: Safety of Information Technology Equipment.

Declaration of UKCA Conformity



This device complies with applicable UKCA relevant legislations and standards.

- Electrical Equipment (Safety) Regulations 2016.
- Electromagnetic Compatibility Regulations 2016.
- The Restriction of the Use of Certain Hazardous Substances in Electrical and Electronic Equipment Regulations 2012.

Hereby, we declare that the radio equipment is compliant with Radio Equipment Regulations 2017.

Safety

The equipment, if applicable, complies with IEC/UL 60950-1, Information Technology Equipment - Safety - Part 1: General Requirements; or complies with IEC/EN/UL 62368-1, Audio/video, information and communication technology equipment - Part 1: Safety requirements.

If the power supply to the equipment is from external power adaptor without connecting to AC Mains, and the equipment is not shipped with power adaptor, users are required to use the external power adaptor that must fulfill the requirements for Safety Extra Low Voltage (SELV) and Limited Power Source (LPS).

Waste Electrical and Electronic Equipment (WEEE)

statements

Disposal and Recycling

When this equipment has reached the end of its useful life, dispose of it according to local laws and regulations. For information about your nearest designated collection point, contact your local authority responsible for waste disposal. In accordance with local legislation, penalties may be applicable for incorrect disposal of this waste.



■ This symbol means that the equipment shall not be disposed of together with household or commercial waste. Directive 2012/19/EU on waste electrical and electronic equipment (WEEE) is applicable in the European Union member states. To prevent potential harm to human health and the environment, the equipment must be disposed of in an approved and environmentally safe recycling process. For information about your nearest designated collection point, contact your local authority responsible for waste disposal. Businesses should contact the equipment supplier for information about how to dispose of this equipment correctly.

Privacy Protection Notice

As the device user or data controller, you might collect the personal data of others such as their face, fingerprints, and license plate number. You need to be in compliance with your local privacy protection laws and regulations to protect the legitimate rights and interests of other people by implementing

measures which include but are not limited to: Providing clear and visible identification to inform people of the existence of the surveillance area and provide required contact information.

About the Manual

- The manual is for reference only. If there is inconsistency between the manual and the actual product, the actual product shall prevail.

All the designs and software are subject to change without prior written notice.

- We are not liable for any loss caused by the operations that do not comply with the manual.

- The manual would be updated according to the latest laws and regulations of related jurisdictions. For detailed information, refer to the paper manual, CD-ROM, QR code or our official website. If there is inconsistency between paper manual and the electronic version, the electronic version shall prevail.

Support






Should you require any technical assistance, please contact your distributor. If your questions cannot be answered immediately, your distributor will forward your queries through the appropriate channels to ensure a rapid response.

Important Safeguards and Warnings

This Chapter describes the contents covering proper handling of the device, hazard prevention, and prevention of property damage. Read these contents carefully before using the device, comply with them when using, and keep it well for future reference.

Safety Instructions

The following categorized signal words with defined meaning might appear in the manual.

Signal Words	Meaning
 DANGER	Indicates a high potential hazard which, if not avoided, will result in death or serious injury.
 WARNING	Indicates a medium or low potential hazard which, if not avoided, could result in slight or moderate injury.
 CAUTION	Indicates a potential risk which, if not avoided, could result in property damage, data loss, lower performance, or unpredictable result.
 TIPS	Provides methods to help you solve a problem or save you time.
 NOTE	Provides additional information as the emphasis and supplement to the text.

Safety Requirements

- Abide by local electrical safety standards to ensure that the voltage is stable and complies with the power supply requirement of the device.
- Transport, use, and store the device under the allowed humidity and temperature conditions. Refer to the corresponding technical specifications of device for specific working temperature and humidity.
- Do not place the device in a location exposed to dampness, dust, extreme hot or cold, strong electronic radiation, or unstable lighting conditions.
- Do not install the device in a place near the heat source, such as radiator, heater, furnace, or other heat generating device to avoid fire.
- Prevent liquid from flowing into the device to avoid damage to internal components.
- Install the device horizontally or install on the stable place to prevent it from falling.
- Install the device in a well-ventilated place, and do not block the ventilation of the device.
- Do not disassemble the device arbitrarily.
- Avoid heavy stress, violent vibration, and soaking during transportation, storage, and installation. Complete package is necessary during the transportation.
- Use the factory package or the equivalent for transportation.