

DHI-PKP-IP1A  
User Manual



\*Please read this manual carefully to get a better experience.

Product Parameters:

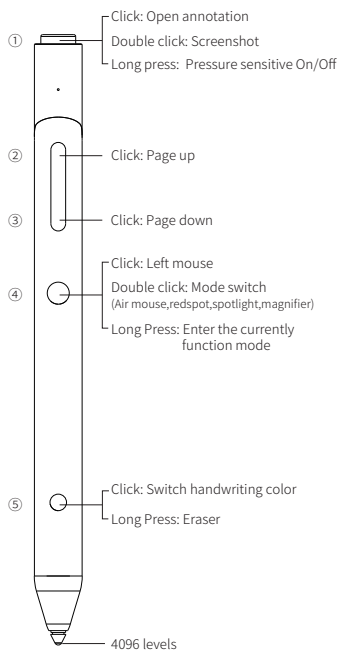
Smart Pen  
Remote Control Technology: RF2.4GHz  
Remote control distance: ≥15m  
Voltage: 3.3-4.2V  
Standby Current: 25uA  
Battery: Li-Battery  
Size: 167.2mm×φ13mm  
Weight: 43g

Receiver:  
Operating system: Android  
Interface compatible: USB 2.0/1.1/3.0

Description:

Thank you for choosing a smart pen.This product was made with 2.4GHz wireless technology and developed for all-in-one touch machine,E-whiteboard and PPT software,it is suitable for schools, educational institutions, and business people's presentations,lectures, meeting and all other supporting usable scenarios.

Function:



Usage:

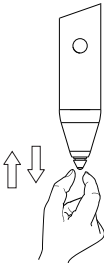
- Indicator Light:  
①Working:Press the button show green light ;  
4096 Levels mode writing;the blue light always on.
- ②Built-in Li-battery and wireless charging,the LED light show red when charging,the green light always on when it is full,the light goes out after disconnecting the charging cable.
- ①Button:Single click open annotation;Double click screenshot;Long press 4096 pressure sensitive on/off
- ②Page up button:perform page up function in any state.
- ③Page down button:perform page down function in any state.
- ④Buttons:Single click is left mouse function; Double click is mode switch the air mouse.redspot, spotlight or magnifier function;Long press and hold to move the air mouse.
- ⑤Button:Single click to switch handwriting color; Long press and hold to use the eraser function.
- Mode switch:air mouse,redspot, spotlight or magnifier;  
Press and hold ② and ④,the icon gets bigger;  
Press and hold ③ and ④, the icon gets smaller.

Connection method:


The pen holder connect to the cable, plug it into a USB interface such as computer/all-in-one machine. Shown the running driver device,you can use after the installation is completed and connecting successfully.

Replace pen tip:

Clamp the pen tip and pull it out directly,replace the new pen tip by plug and pull.



Magnetic charging pen holder



Warning

The product contains a battery.Do not throw the product into the fire because the battery may explode. Do not immerse the product in water or other liquids. If the battery is damaged due to short circuit, it may also explode.

Affirm

The product specifications and information mentioned in this manual are for reference only . There is no quarantee in any form or for a specific purpose in this manual. Due to the rapid development of technology and the complexity of the computer operating system, there may be inapplicable circumstances and we will not bear the loss caused by the negligence or error of its contets.

Warranty card

User Name		Tel.	
Add			
Product name		Model	
Purchase date			
County/Province/State		City	



Inspector: \_\_\_\_\_

Numbering: \_\_\_\_\_