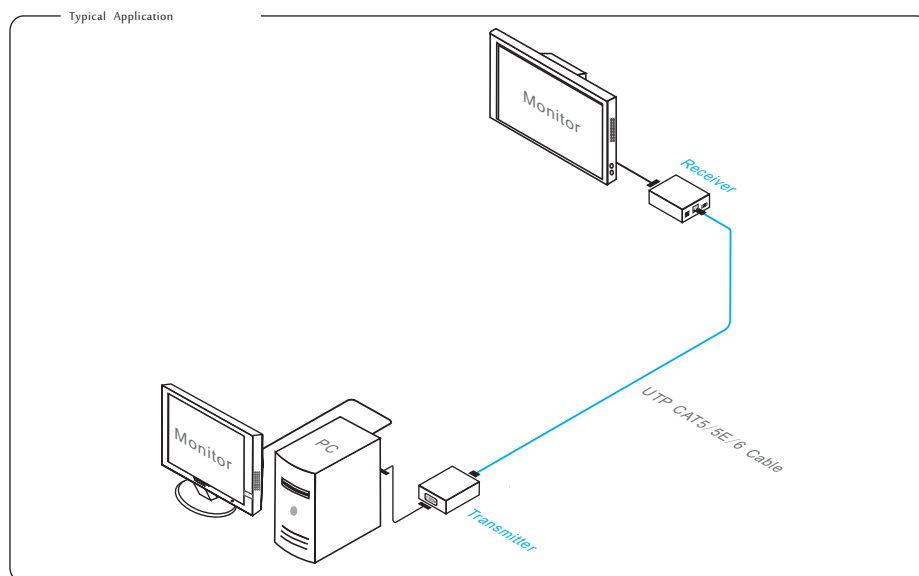


Single Channel Passive VGA Extender

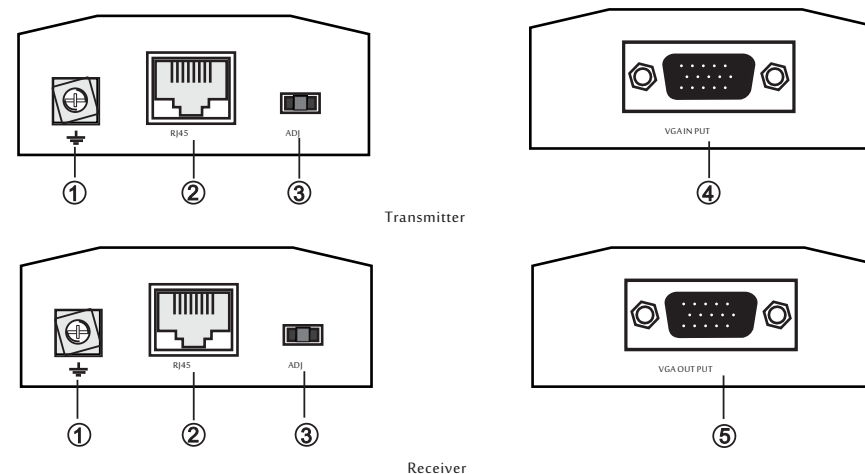
The product is single channel passive UTP VGA balun which allows transmission of high resolution and high fidelity VGA video signal over UTP cable. It should be used in pair including a VGA transmitter and receiver. The device is plug and play, no need for any driver software.



Features

- No need for additional power supply;
- High-Definition transmission up to 35m;
- Suggested resolution up to 1024*768;
- Using CAT5/5E/6E cable;
- Synchronous transmission, no time delay;
- Compatible with VGA, SVGA, XGA, SXGA etc;
- Dial adjustment, easy to use;
- Plug and play, simple installation;
- Iron metal outer shell, super interference rejection;

Panel Diagram



NO.	Component	Description
①	Grounding Terminal	For grounding
②	RJ-45	RJ-45 plug
③	Dial Adjustment	Please refer to "Dial Adjustment Method"
④	15pin HD15 female	VGA input,to connect computer via VGA cable
⑤	15pin HD15 female	VGA output,to connect remote monitor directly

Installation Procedure

Please follow the next installation steps:

- (1) Please switch off the computer before installation,or else installation with power may damage devices;
- (2) Make sure the UTP cable to be used is available;
- (3) Connect the computer with VGA transmitter via VGA cable;
- (4) Connect the VGA receiver with remote monitor;
- (5) Connect the VGA transmitter and receiver via UTP cable;
- (6) Open the computer and use dial adjustment for best image.



Specification

	Item	Parameter
Function	Channel	Single Channel
	Transmission Distance	35m(maximum)
Video Properties	Video Input	15pin HD15 female
	UTP Cable Connector	RJ-45
	Compatible with	VGA, SVGA, XVGa, WSXGA, UXGA, WSXGA etc.
	Synchronous Signal Band	1K-200KHz
	Signal Transmission Band	<120MHz(-3db)
	DDC	Support DDC2
Adjustment	Dial Adjustment	please refer to "Dial Adjustment Method"
Protection	ESD	Contact Discharge:6000V Air Discharge:8000V IEC61000-4-2 1995
	Surge Protection	2KV 10/700us Per IEC61000-4-5
Reliability	MTBF	>10000h
Physical Properties	Size (LWH)	85*64*28mm
	Outer Shell	Iron Metal
	Color	Black
	N. W.	Transmitter: 111g Receiver: 110g
Environmental	Operation Temperature	0°C~55°C
	Storage Temperature	-20°C~70°C
	Relative Humidity	0%-95%(non-condensing)

Specification subject to change without notice.

Dial Adjustment Method

Transmitter

There are 2 gears on the transmitter:




Receiver

There are 3 gears on the receiver:



Method

Please firstly confirm and fix the gear of transmitter, then change the gear of receiver for satisfying image. Acquiescent gear:



Troubleshooting

- Make sure the installation is according to the manual.
- Check if both ends of UTP cable conform with 568A or 568B at the same time.
- Make sure the real distance not exceeds the allowed transmission distance, the real maximum distance is relative to quality of signal source and cable.
- Please use the adjustment switches if no image.
- Restart the computer.
- Replace the device at question by a normal working one.
- If any instability of image using laptop, please check if the device is grounded.
- If the trouble still exists, please contact your vendor.

RJ45 PIN Diagram

Pin Diagram	
1	B-
2	B+
3	Code
4	G-
5	G+
6	Code
7	R-
8	R+



EIA/TIA 568A

Pin Diagram	
1	B-
2	B+
3	Code
4	G-
5	G+
6	Code
7	R-
8	R+



EIA/TIA 568B



Attention:

- Make sure if one end is EIA/TIA568A,the other end should also be EIA/TIA568A.
- Make sure if one end is EIA/TIA568B,the other end should also be EIA/TIA568B.

Package Contents

- VGA Transmitter (1 pcs)
- VGA Receiver (1 pcs)
- VGA Cable (M-F) (1 pcs)
- Application manual (1 pcs)